





LBJ6A


薄片式继电器



6mm超薄设计



带指示灯



直插式



插脚:镀银


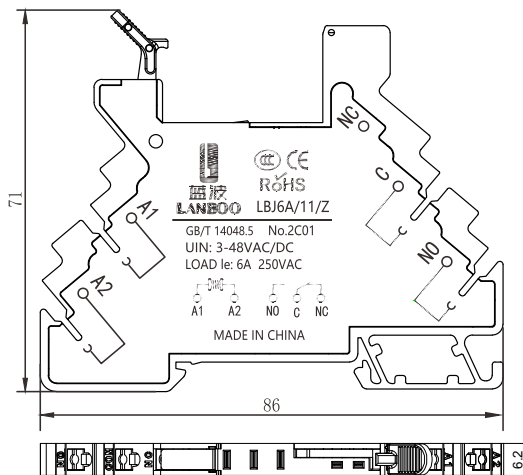
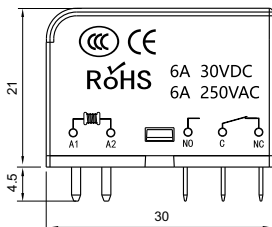
型号说明/选型, 写法举例: LBJ6A-11/DC24V/6A

对应编号	LB	●	●●	-	●●	●	/	●	/	●
	1	2	3		4	5		6		7
1	LB	LANBOO 蓝波代码								
2	组类代号	J-继电器								
3	系列号	6A(6mm宽)								
4	触点类型	11-1NO1NC								
5	操作方式	无-标准型								
6	线圈电压	DC6V、DC12V、DC24V								
7	备注	6A-6A电流								

性能参数

安装方式	配套插座、焊接	
外观材料	外壳	PC(RoHS),V2级阻燃
	透光材料	PC(RoHS),V2级阻燃
	底座	PA66(RoHS),V0级阻燃
	触点	银氧化锡AgSnO2(RoHS)
	引脚	镀银(RoHS)
接线形式	直插式	
引脚反向推力	≥80N无位移, 1min	

工作环境温度	-40°C~+80°C, 非真空状态、不结冰情况下	
工作环境湿度	35~85%RH	
贮存环境温度	包装完好情况下, -40°C~+55°C	
贮存环境湿度	包装完好情况下, 45~90%RH	
约定发热电流	Ith: 12A, 250VAC	
接触电阻	≤50mΩ	
触点类型	1NO1NC	
触点负载	阻性负载	6A 250VDC, 6A 30VDC
	感性负载	2A 250VDC, 2A 30VDC
线圈参数	吸合电压(23°C)	DC: ≤75% (额定电压); AC(50HZ/60HZ): ≤80% (额定电压)
	释放电压(23°C)	DC: ≥10% (额定电压); AC(50HZ/60HZ): ≥30% (额定电压)
	最大电压(23°C)	额定电压的110%
	吸合时间	≤25ms
	释放时间	≤25ms
线圈耗电量	线圈耗电量	约0.9W(DC)/约1.2VA(AC)
	线圈电压	DC6V、DC12V、DC24V
绝缘电阻	≥1000MΩ(500VDC), 端子与外壳之间	
抗电强度 (工频耐压)	同极触点之间	2000VAC, 50HZ, 1min(漏电流1mA)
	异极触点之间	2000VAC, 50HZ, 1min(漏电流1mA)
	触点与线圈间	2000VAC, 50HZ, 1min(漏电流1mA)
触点最小适用负载	3V AC/DC, 5mA (参考值, 取决于环境与负载情况)	
耐振性	XYZ三向, 60HZ, 振幅2mm, 10小时(每2小时观察记录)	
产品防跌落	外壳端竖直跌落1米, 3次, 能正常工作	
包装跌落	600mm高度连续跌落4次, 产品无损坏	
温升试验	按GB/T14048.5标准中8.3.3.3条款(恒温25°C, 持续通电60Min, 所有触点满载, 1个小时测试间隔内, 前后温差不超过55K)	
盐雾试验	24h, 3个周期, (参考 GB/T 2423.18-2012)	
低温试验	-40°C, 96h, 接触电阻≤200mΩ、LED 正常	
高温试验	80°C, 96h, 接触电阻≤200mΩ、LED 正常	
高低温冲击试验 (含 LED 灯加速老化试验)	-40~+85°C, 85%RH, 40min/循环, 50个循环, 接触电阻≤200mΩ、LED 正常	
寿命试验	电气	在满负载(切换频率: 18000 Ops/h)工作情况下: 室温下, 5A 250V/30VDC(频率1s通, 9s断): ≥40万次 室温下, 8A 250V/30VDC(频率1s通, 9s断): ≥20万次
	机械	≥2000万次(切换频率: 18000 Ops/h) (参考GB/T14048.5)
ESD静电	人体模式: 2KV, 可定制8KV	
LED参数	额定电流	≤10mA
	灯珠类型	贴片无极双芯片LED
	降压方式	内置降压电阻
	寿命	≥50000h (参考值)
产品认证	CCC CE RoHS REACH (定制)	
专利号	ZL202130261820.7	
质保	66个月	



底座专用跨接条



中国·蓝波
LANBOO

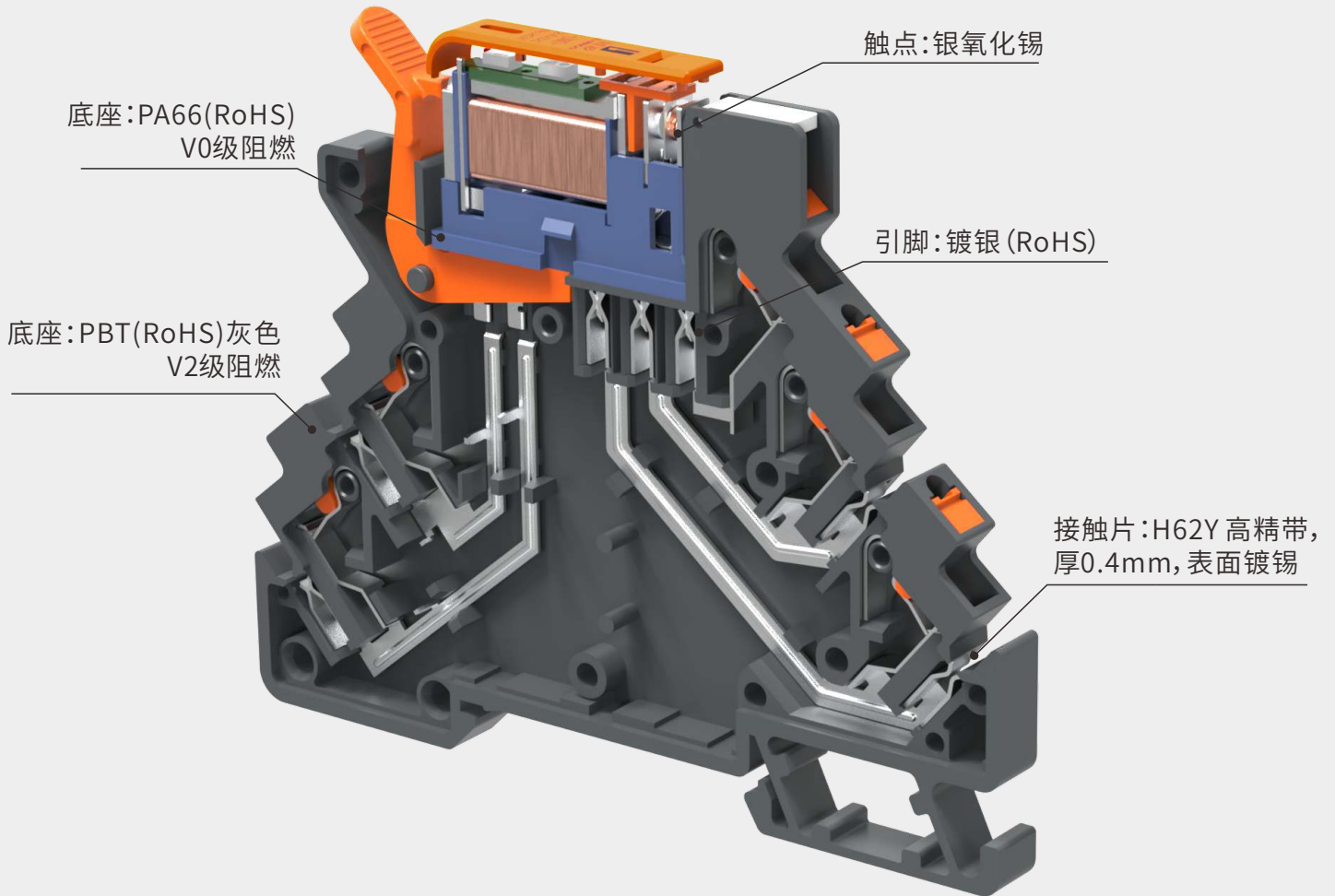
蓝波大电流开关

Pioneer of High-Current Switches

CE RoHS Intertek ISO9001 多项专利

LBJ6A 规格书



薄片式继电器






LBJ6A


Ultra thin relay



Ultra-thin design



With LED



Inline



Pin: silver plated

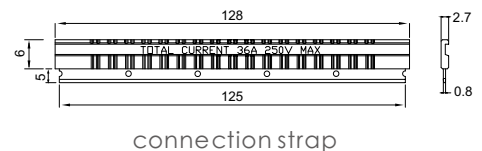
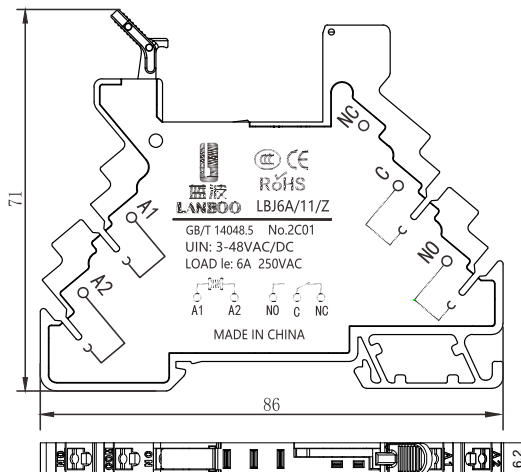
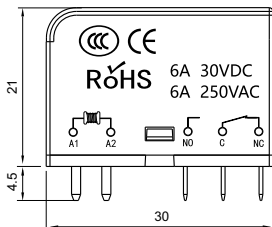
Model Description/Selection, Example:LBJ6A-11/DC24V/6A

对应编号	LB	●	●●	-	●●	●	/	●	/	●
	1	2	3		4	5		6		7
1 LB	LANBOO									
2 Group code	J-relay									
3 Series No.	6A(6mm)									
4 Switch Combination	11-1NO1NC									
5 Operating mode	None - Standard									
6 Coil Voltage	DC6V、DC12V、DC24V									
7 Notes	6A-6A current									

The performance parameters

Installation method	Supporting sockets、welding	
Appearance materials	Shell	PC(RoHS),V2 level flame retardant
	Transparent materials	PC(RoHS),V2 level flame retardant
	Base	PA66(RoHS),V0 level flame retardant
	Contact	Silver tin oxide AgSnO2 (RoHS)
	Pin	Silver plating (RoHS)
Wiring form	Inline	
Pin reverse thrust	≥ 80N without displacement, 1 min	

Ambient Temperature		-40°C~+80°C, in non vacuum and non icing conditions
Working ambient humidity		35~85%RH
Storage environment temperature		Under intact packaging, -40°C~+55°C
Storage environment humidity		Under intact packaging, 45~90%RH
Conventional thermal current		I _{th} : 12A, 250VAC
Contact resistance		≤50mΩ
Contact type		1NO1NC
Contact load	Resistive load	6A 250VDC, 6A 30VDC
	Inductive	2A 250VDC, 2A 30VDC
Coil parameters	Pull-in voltage(23°C)	DC: ≤ 75% (rated voltage); AC (50Hz/60Hz): ≤ 80% (rated voltage)
	Release voltage(23°C)	DC: ≥ 10% (rated voltage); AC (50Hz/60Hz): ≥ 30% (rated voltage)
	Maximum voltage(23°C)	110% of rated voltage
	Pickup time	≤25ms
	RELEASE	≤25ms
	Power consumption of coils	About 0.9W(DC)/About 1.2VA(AC)
Coil Voltage		DC6V, DC12V, DC24V
Insulation resistance		≥1000MΩ(500VDC), between terminals and housing
Dielectric strength (Power frequency withstand voltage)	Between same pole contacts	2000VAC, 50HZ, 1min(Leakage current 1mA)
	Between opposite pole contacts	2000VAC, 50HZ, 1min(Leakage current 1mA)
	Between contacts and coils	2000VAC, 50HZ, 1min(Leakage current 1mA)
Minimum applicable load of contacts		3V AC/DC, 5mA (Reference value, depending on environment and load conditions)
Resistance to vibration		XYZ three way, 60Hz, amplitude 2mm, 10 hours (observe and record every 2 hours)
Product drop prevention		The shell end falls vertically by 1 meter, 3 times, and can work normally
Packaging drop		4 consecutive drops from a height of 600mm, with no damage to the product
Temperature rise test		According to clause 8.3.3.3 of GB/T14048.5 standard (constant temperature of 25 °C, continuous power on for 60 minutes, all contacts at full load, within one hour of testing interval, the temperature difference before and after shall not exceed 55K)
Salt spray test		24 hours, 3 cycles, (refer to GB/T 2423.18-2012)
Low Temperature		-40 °C, 96h, contact resistance ≤ 200m Ω, LED normal
High Temperature Test		80 °C, 96h, contact resistance ≤ 200m Ω, LED normal
High and low temperature impact test (including LED lamp accelerated aging test)		-40~+85 °C, 85% RH, 40min/cycle, 50 cycles, contact resistance ≤ 200m Ω, LED normal
Life test	Electrical	Under full load (switching frequency: 18000 Ops/h) operating conditions: At room temperature, 5A 250V/30VDC (frequency 1 second on, 9 seconds off): ≥400000 times At room temperature, 8A 250V/30VDC (frequency 1 second on, 9 seconds off): ≥200000 times
	Machinery	≥ 20 million times (switching frequency: 18000 Ops/h) (refer to GB/T14048.5)
ESD static electricity		Human mode: 2KV, customizable for 8KV
LED parameters	Rated current	≤10mA
	LED type	SMT Poleless Dual Chip LED
	Pressure reduction method	Built in step-down resistor
	life	≥50000h (reference value)
Product Certification		CCC CE RoHS REACH (customized)
Patent number		ZL202130261820.7
Quality Assurance		66 Months



connection strap