

PolySwitch®
PTC Devices
Overcurrent Protection Device

PRODUCT: RUEF700

DOCUMENT: SCD25179
PCN: F56655
REV LETTER: E
REV DATE: MAY 13, 2011
PAGE NO.: 1 OF 1




Specification Status: Released

Maximum Electrical Rating at 20°C

30 V_{DC} / 100 A_{DC}
30 V_{AC} / 70 A_{RMS}

Insulating Material:
Cured, Flame Retardant Epoxy Polymer
meets UL94 V-0 Requirements

Lead Material:
20 AWG Tin Plated Copper

Marking:
 Manufacturer's Mark and Voltage
 Part Identification
 Lot Identification (can be on back)

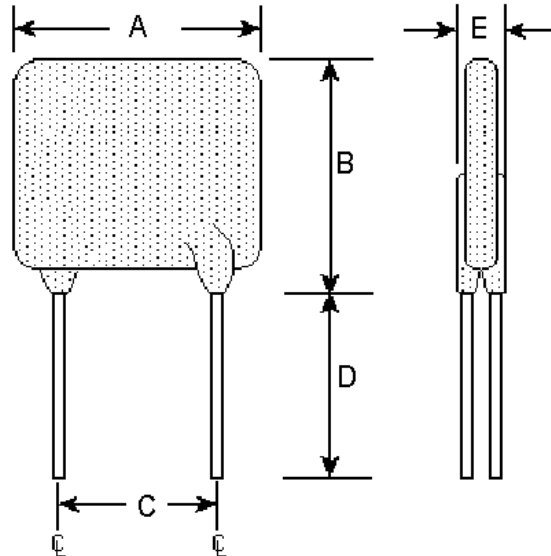


TABLE I. DIMENSIONS:

	A		B		C		D		E	
	MIN	MAX	MIN	MAX	MIN	MAX	MIN	MAX	MIN	MAX
mm:	--	19.1	--	25.9	9.4	10.9	7.6	--	--	3.0
in*:	--	(0.75)	--	(1.02)	(0.37)	(0.43)	(0.30)	--	--	(0.12)

*Rounded off approximation

TABLE II. PERFORMANCE RATINGS:

I HOLD	CURRENT RATINGS		TIME TO TRIP	RESISTANCE		ONE-HOUR POST-TRIP RESISTANCE STANDARD TRIP	NOMINAL TRIPPED POWER DISSIPATION
	AMPS AT 20°C HOLD	AMPS AT 20°C TRIP	SECONDS AT 20°C, 35.0A MAX	OHMS AT 20.0° C			
				MIN	MAX	OHMS AT 20°C MAX	WATTS AT 20°C
7.00	7.00	14.00	17.5	0.005	0.02	0.03	3.8

Agency Recognitions:
Reference Documents:
Precedence:
Effectivity:
CAUTION:

UL, CSA, TUV
PS300
This specification takes precedence over documents referenced herein.
Reference documents shall be the issue in effect on the date of invitation for bid.
Operation beyond the rated voltage or current may result in rupture, electrical arcing or flame.

Materials Information

ROHS Compliant ELV Compliant Pb-Free

Directive 2002/95/EC
Compliant

Directive 2000/53/EC
Compliant

