

20A, 45V SCHOTTKY RECTIFIER

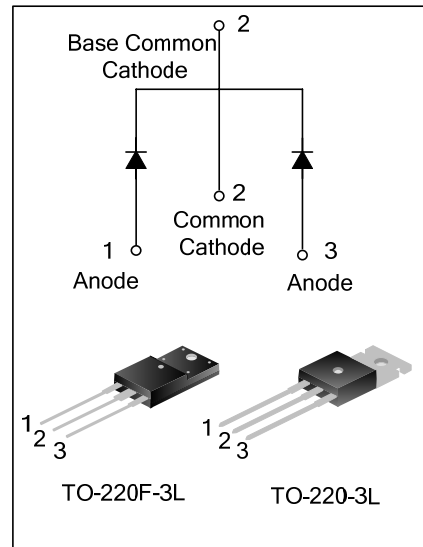
DESCRIPTION

SBD20C45T/F is schottky rectifier fabricated in silicon epitaxial planar technology, Guard ring construction for over voltage protection and enhanced long term reliability.

Typical applications are in switching power supplies, converter, free-wheeling diodes, and reverse battery protection.

FEATURES

- * Guard ring for Stress Protection
- * High Surge Capacity
- * Low power loss , high efficiency
- * Low Forward Voltage Drop
- * 125°C Operating Junction Temperature



ORDERING INFORMATION

Part No.	Package	Marking	Material	Packing
SBD20C45T	TO-220-3L	SBD20C45T	Pb free	Tube
SBD20C45F	TO-220F-3L	SBD20C45F	Pb free	Tube

ABSOLUTE MAXIMUM RATINGS (Tc=25°C unless otherwise noted)

Parameters	Symbol	Ratings	Unit
Maximum Repetitive Peak Reverse Voltage	VRRM	45	V
Average Forward Rectified Current	IFAV	20	A
Peak Forward Surge Current@8.3ms	IFSM	150	A
Operation Junction Temperature	TJ	-40~125	°C
Storage Temperature Range	TSTG	-40~125	°C

THERMAL CHARACTERISTICS

Parameter	Symbol	Value	Unit
Thermal Resistance, Junction-to-Case	RθJC	2.0	°C/W

ELECTRICAL CHARACTERISTICS (Per Leg)

Parameters	Symbol	Test Condition	Min.	Max.	Unit
Forward Voltage	V _F	I _F =10A; T _J =25°C	--	0.65	V
	V _F	I _F =10A; T _J =125°C	--	0.57	V
	V _F	I _F =20 A; T _J =25°C	--	0.84	V
	V _F	I _F =20 A; T _J =125°C	--	0.72	V
Reverse Current	I _R	V _R =45V; T _J =25°C	--	100	μA
	I _R	V _R =45V; T _J =125°C	--	15	mA

TYPICAL CHARACTERISTICS

Figure 1. Typical Forward Voltage

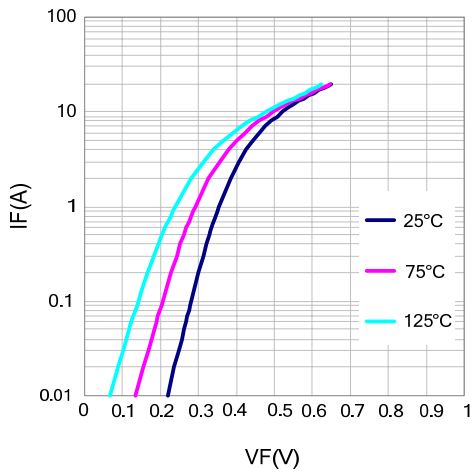


Figure 2. Typical Reverse Current

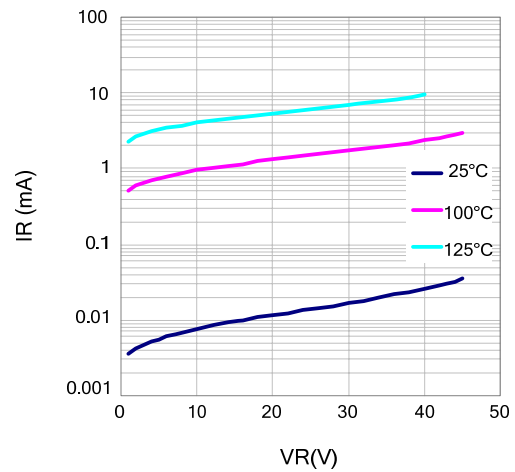
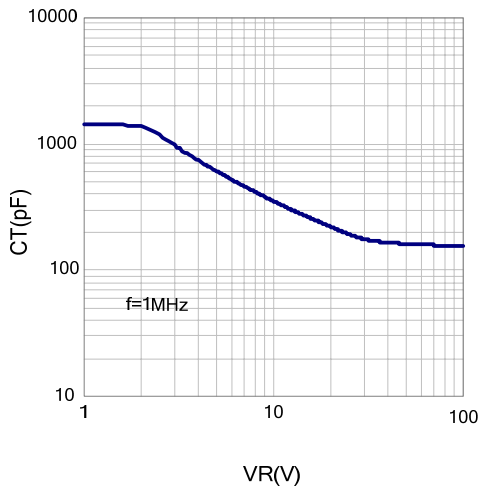


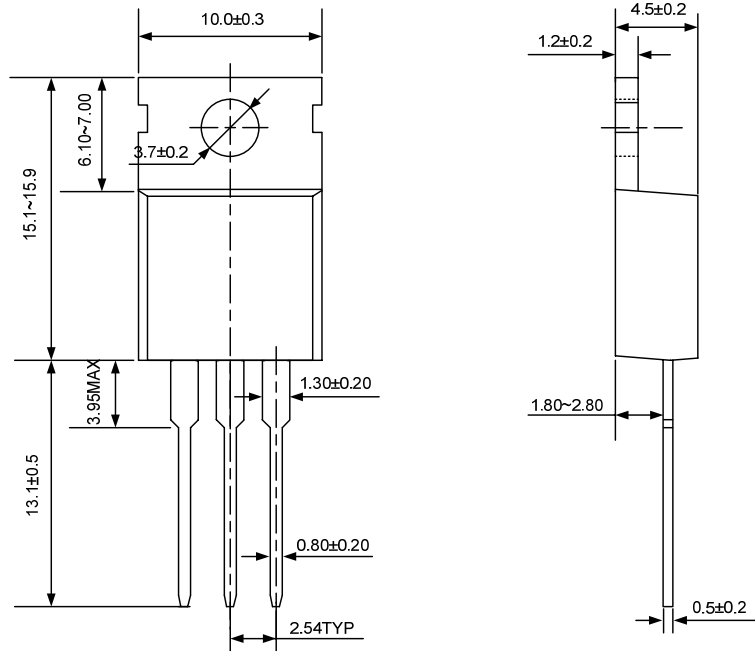
Figure 3. Typical Capacitance



PACKAGE OUTLINE

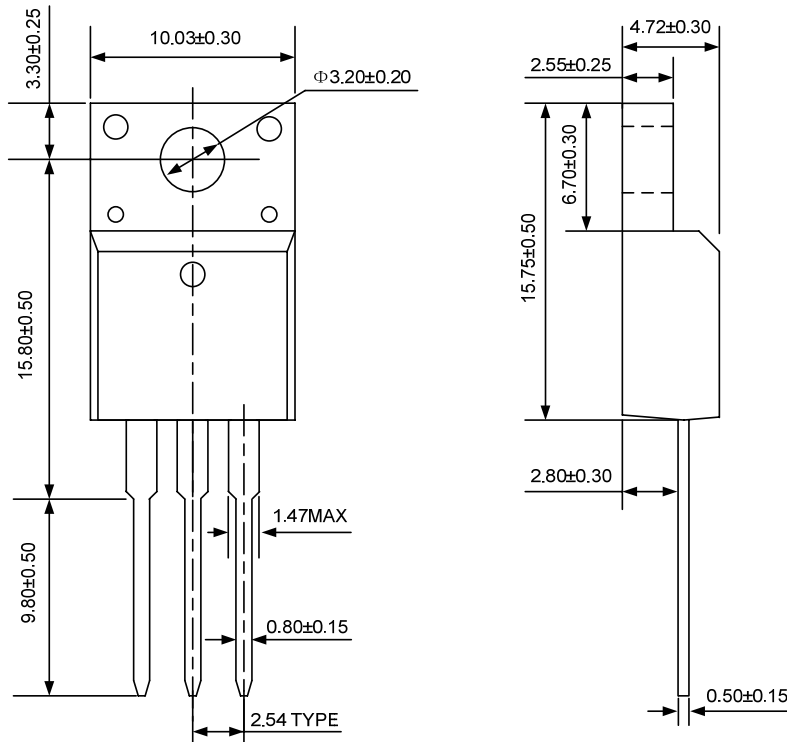
TO-220-3L

UNIT: mm



TO-220F-3L

UNIT: mm



Disclaimer:

- Silan reserves the right to make changes to the information herein for the improvement of the design and performance without further notice! Customers should obtain the latest relevant information before placing orders and should verify that such information is complete and current.
- All semiconductor products malfunction or fail with some probability under special conditions. When using Silan products in system design or complete machine manufacturing, it is the responsibility of the buyer to comply with the safety standards strictly and take essential measures to avoid situations in which a malfunction or failure of such Silan products could cause loss of body injury or damage to property.
- Silan will supply the best possible product for customers!

ATTACHMENT**Revision History**

Date	REV	Description	Page
2010.05.24	1.0	Original	
2010.09.02	1.1	Modify "PACKAGE OUTLINE"	
2010.10.22	1.2	Modify the template of datasheet	
2011.03.30	1.3	Modify "PACKAGE OUTLINE"	